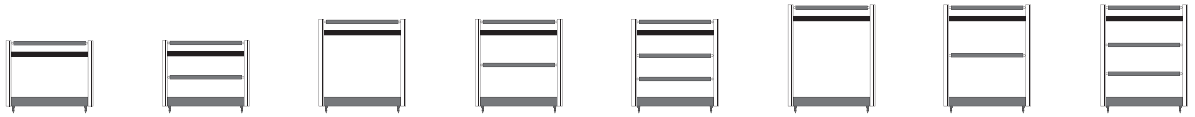
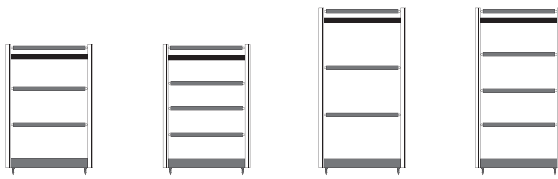


# SPECIFICATIONS pagode° signature MK II

## Racks

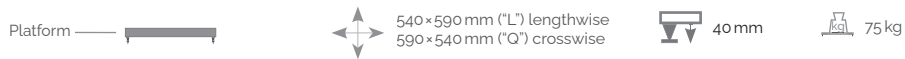


Model	E11/45	E12/45	E11	E12	E13	E11/70	E12/70	E13/70
Levels	2	3	2	3	4	2	3	4
H×W×D (cm)	45×66×54	45×66×54	60×66×54	60×66×54	60×66×54	70×66×54	70×66×54	70×66×54



Model	E14	E15	E14/110	E15/110
Levels	4	5	4	5
H×W×D (cm)	85×66×54	85×66×54	110×66×54	110×66×54

## Platforms



Model	E21-L	E21-Q
H×W×D (cm)	10×54×59	10×59×54